

DC-DC Luo Converter based Smart Street Lighting using Arduino UNO

R.Elavarasu¹, C.Christober Asir Rajan²

¹Department of Electrical and Electronics Engineering,
Rajalakshmi Institute of Technology, Chennai, Tamilnadu, India

²Department of Electrical and Electronics Engineering,
Pondicherry Engineering College, Puducherry, India

Abstract- This paper proposed the DC-DC Luo converter based smart street lighting system using Arduino UNO. The Luo converter is powered by using Solar energy. The PIR sensor is used to detect the vehicle and human beings and send the signal to the Arduino UNO. The Arduino UNO is used to control Luo converter by generating PWM pulse. To control LED lamp three modes of operation are proposed. 1). During Day time-the LED lamp is OFF. 2). During night time-when vehicle/human is not detected-the LED lamp is ON with low brightness. 3). During night time-when vehicle is detected-the LED is ON with high brightness. The prototype model is developed and results are tested in laboratories.

Keywords –Solar panel; Luo converter; LED; Arduino UNO; PIR sensor.

I. INTRODUCTION

Solar power is becoming more popular because of its versatile, more benefits to the people and the environment. Solar power is the one of the most alternative to replace the fossil fuels like coal, gas and nuclear power. The buck converter with discontinuous mode of operation is presented in[1]. In this paper flexible dimming mechanism is presented. The power saving in LED light system is proposed in [2] with current balancing transformer. In [3], Integrated Buck Fly back converter is proposed for dimmable power supply with high power factor. However most of the converters, the component counts are relatively high.

The voltage lift technique is used due to economic and simplicity. The voltage lift and super lift technique are presented in [5] used to boost the voltage. The arithmetic progression technique is used to increase the voltage stage by stage in voltage lift technique and geometric progression is used in super lift technique presented in [6]. In [7], incremental conductance algorithm is designed and simulated for solar photovoltaic cell. The super lift Luo converter is designed for photovoltaic system and simulated for standalone and grid connected system[8]. In [9] super lift Luo converter with closed loop system is designed to obtain desired output range. In this paper, Solar powered Luo converter is proposed to connect to LED lamp with power saving technique using sensor.

II. CIRCUIT DESCRIPTION

The block diagram of solar powered Luo converter based Smart Street lighting using Arduino UNO is shown in figure.1. It consists of solar panel, charge controller, battery, Luo converter, LED lamp, Arduino UNO, PIR sensor and gate driver circuit. In this circuit, the power generated from solar panel is used to charge the battery through charge controller. The P&O algorithm is used to extract maximum power from solar panel. The extracted power is directly fed into the battery. The output port of the battery is connected to the Luo converter. The output of Luo converter is connected to the LED lamp. The PIR sensor is used to detect the vehicle. The output of the sensor is given to the Arduino UNO. The Arduino will generate the signal and trigger the MOSFET switch through driver circuit. The circuit diagram of the solar power Luo converter based Smart Street lighting using Arduino UNO is shown in figure.2

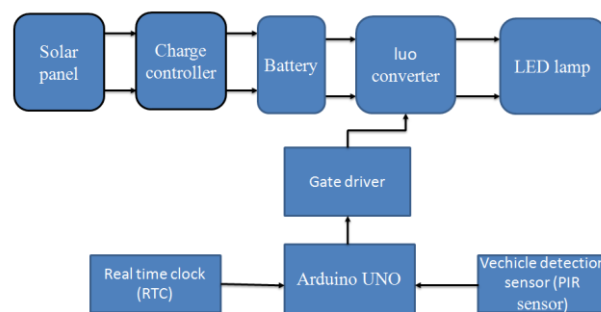


Fig.1 Block diagram of solar power Luo converter based Smart Street lighting using Arduino UNO.

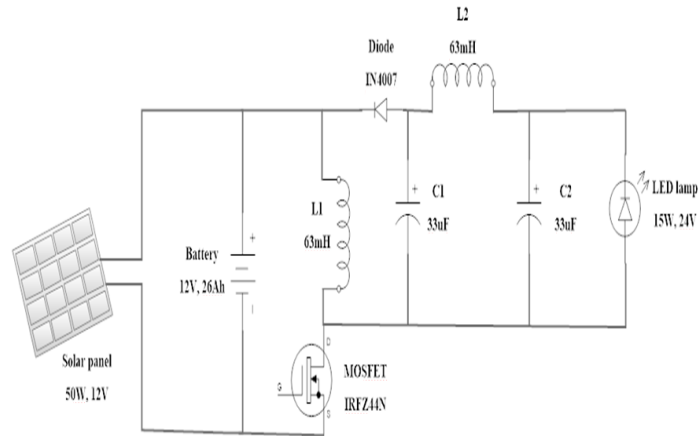


Fig. 2 Circuit diagram of solar power Luo converter.

III. HARDWARE CIRCUIT AND RESULT DISCUSSION

The figure.3 shows MATLAB/simulink model of solar powered Luo converter based DC-DC converter. The configuration parameter is shown in Table.1.




Fig. 3 Simulation circuit of solar power Luo converter

Table .1. Configuration parameter

Parameter	Specification
Solar panel	(12V / 50W)
Lead Acid Battery	12V, 26Ah
MPPT	12V, 5A
MOSFET	IRLZ44N
Diode	UF4007
LED lamp	15W, 24V
Arduino UNO	16 MHz quartz crystal
PIR sensor	HC-SR501
RTC	DS1307
12V to 5V regulator IC	PZIN51001339
Capacitor	10uF
Inductor	10mH

Mode:1-Day time – LED off condition:

When intensity of sunlight is > 40 lumens (Day time), The output voltage will be “zero”. Therefore lamp is in OFF condition.




Fig.8 LED lamp –OFF condition

Mode:2-Evening – LED ON condition – Low brightness :

When intensity is reduced less than 40 lumens, LED lamp started to ON with low brightness since no person and vehicles is detected (PIR sensor = 0).




Fig.9 LED lamp –ON(low brightness) condition

Mode:3-Evening – LED ON condition – high brightness – Person detected :

When intensity is reduced less than 40 lumens, LED lamp started to ON with high brightness since any person or vehicle is detected (PIR sensor = 1)




Fig.10 LED lamp –ON(High brightness) condition

IV.CONCLUSION

In this paper, Luo converter based smart street lighting using Arduino UNO is presented. The control circuit is developed by using Arduino UNO and PWM pulse is generated to control the LED lamp. The prototype model is developed and verified the three different modes of operation with the hardware output.

V. REFERENCES

- [1] Q. Wang, T. Li, Q. H. He, "Dimmable and Cost-Effective DC Driving Technique for Flicker Mitigation in LED Lighting," *Journal of Display Tech.*, vol. 10, no.9, pp.766–774, Sept. 2014.
- [2] K. I. Hwu, W. C. Tu, and M. J. Hong, "A Dimmable LED Driver Based on Current Balancing Transformer With Magnetizing Energy Recycling Considered," *Journal of Display Technology*, vol. 10, no.5, pp. 388-395, May 2014.
- [3] D. Gacio, J. M. Alonso, A. J. Calleja, J. Garcia, and M. Rico-Secades, "A Universal-Input Single-Stage High-Power-Factor Power Supply for HB-LEDs Based on Integrated Buck-Flyback Converter," *IEEE Trans. Ind. Electron.*, vol. 58, no.2, pp. 589- 599, Feb. 2011.
- [4] Silpa. N and Chitra. J, "An Improved Luo Converter for High Voltage Applications," *International Journal of Emerging Technology and Advanced Engineering*, Volume 4, Issue 5, May 2014.
- [5] Fang Lin Luo and Hong Ye, "Super-lift Boost Converter", *IET Power Electron*, Vol. 7, Issue 7, 2014.
- [6] Muhammad H. Rashid, "Power Electronics Handbook, Device, Circuit and Applications", Third Edition, 2011.
- [7] Indu V. R; V. Chamundeeswari, "Design and Implementation of Maximum Power Point Tracking For Super Lift Converter," in *International Journal for Research and Development in Engineering (IJRDE)* ISSN: 2279-0500 Special Issue: pp- 012-016.
- [8] Sobuj Kumar Ray, Diponkar Paul, Tabassum E Nur, and Kamal Chandra Paul, " A Preview on Simulation of Super-Lift Converter for Grid Connected Solar Installation," in *International Journal of Innovation, Management and Technology*, Vol. 3, No.2, April 2012.
- [9] Zeng-li SHAN, Shuo LIU, Fang-lin LUO, " Investigation of a super-lift luo-converter used in solar panel system," in *International Conference on Electricity Distribution (CICED 2012)* Shanghai, 5-6 Sep. 2012, China.